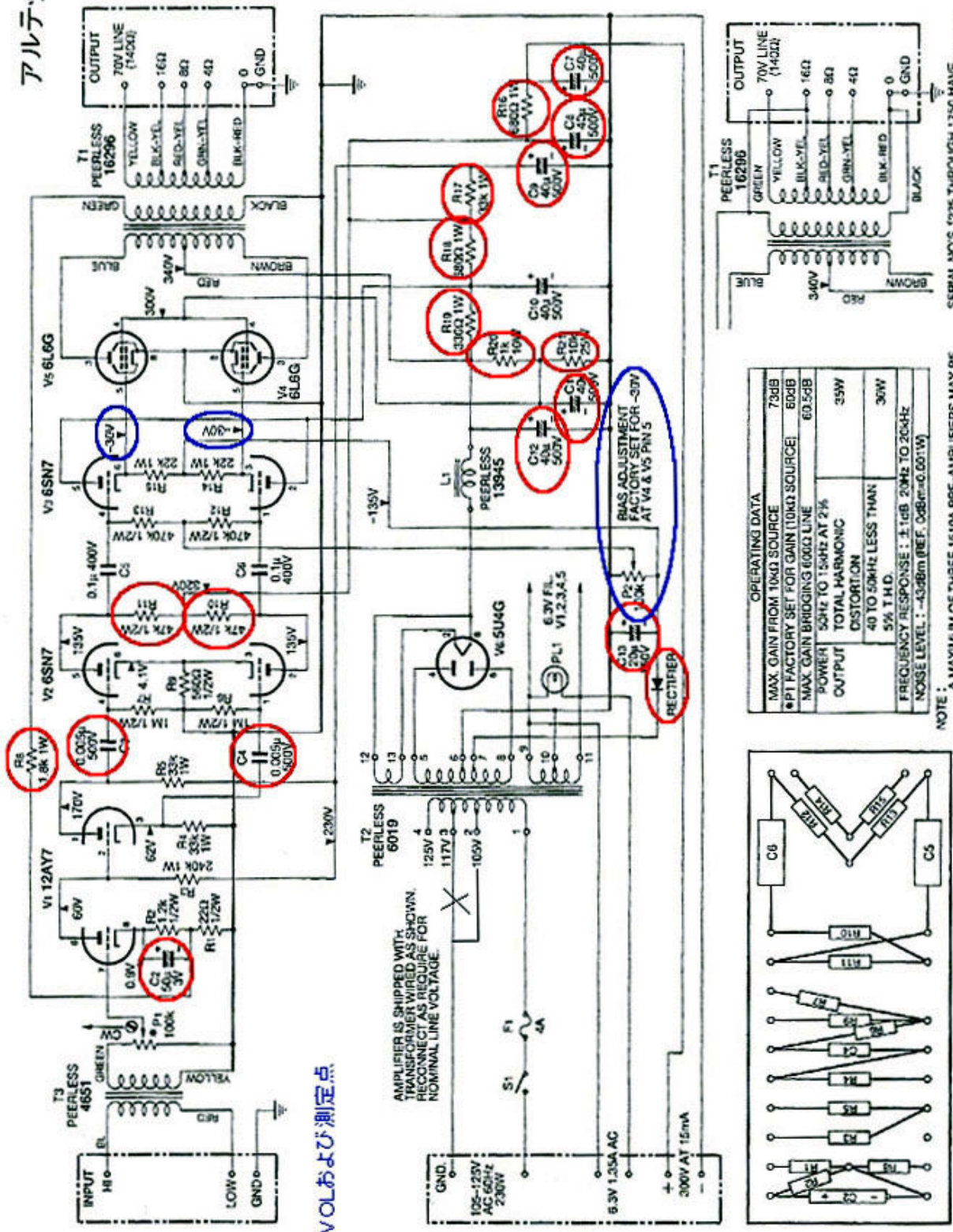


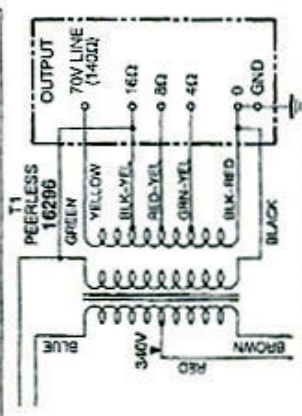
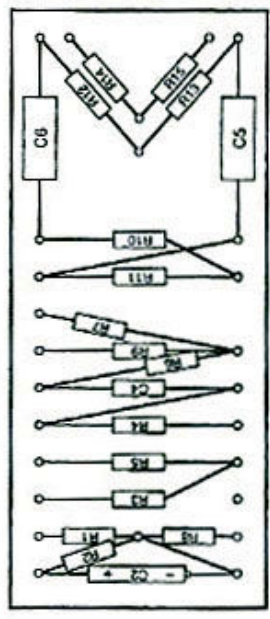
アルテック 1520の全回路図



赤丸-交換部品
青丸-バイアス調整VOLおよび測定点

OPERATING DATA	
MAX. GAIN FROM 10KΩ SOURCE	73dB
• PT FACTORY SET FOR GAIN (10MΩ SOURCE)	60dB
MAX. GAIN BRIDGING 600Ω LINE	60.5dB
POWER 50Hz TO 15kHz AT 2% OUTPUT	35W
TOTAL HARMONIC DISTORTION	40 TO 50kHz LESS THAN 5% T.H.D.
FREQUENCY RESPONSE: ±1dB	20Hz TO 20kHz
NOISE LEVEL: -43dBm (REF. 0dBm=0.001W)	

NOTE: A MAXIMUM OF THREE 1510A PRE-AMPLIFIERS MAY BE SUPPLIED POWER FROM THE 1520T AMPLIFIER



SERIAL NOS. 1225 THROUGH 1750 HAVE OUTPUT TRANSFORMER CONNECTED AS ABOVE